




# BIPRO

TD7G54M **108-cell**

395 - 415W

Bifacial Dual Glass

10BB Half-cut Mono Perc



## SYSTEM & PRODUCT CERTIFICATES

- IEC 61215 / IEC 61730 / UL 61730
- ISO 9001: 2015 Quality Management System
- ISO 14001: 2015 Environment Management System
- ISO 45001: 2018 Occupational Health and Safety Management Systems



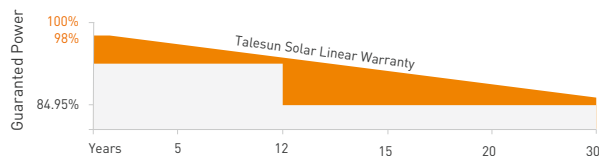
## PERFORMANCE WARRANTY

**12** Years  
Quality Assurance

**30** Years  
Power Output Guarantee

Linear Performance Warranty

Standard Performance Warranty



## KEY FEATURES



### 10BB Half-cut Cell Technology

New circuit design, lower internal current, lower  $R_s$  loss  
Ga doped wafer, attenuation  $<2\%$  (1st year) /  $\leq 0.45\%$  (Linear)



### Industry Leading High Yield

Bifacial PERC cell technology,  
5%-25% more yield depends on different conditions



### Excellent Anti-PID Performance

2 times of industry standard Anti-PID test



### Wider Application

No water-permeability and high wear-resistance,  
can be widely used in high-humid, windy and dusty area



### IP68 Junction Box

High waterproof level

[www.talesun.com](http://www.talesun.com)

[marketing.hq@talesun.com](mailto:marketing.hq@talesun.com)

\* GL-EN-Version 2022.10.13

## ELECTRICAL CHARACTERISTICS

Testing Condition	STC	NMOT	STC	NMOT	STC	NMOT	STC	NMOT	STC	NMOT
Maximum Power (Pmax/W)	395	294	400	298	405	302	410	306	415	310
Operating Voltage (Vmpp/V)	30.85	28.8	31.05	29.0	31.24	29.2	31.43	29.3	31.64	29.6
Operating Current (Impp/A)	12.81	10.23	12.89	10.30	12.97	10.36	13.05	10.42	13.13	10.48
Open-Circuit Voltage (Voc/V)	36.75	34.6	37.00	34.8	37.25	35.1	37.50	35.3	37.75	35.5
Short-Circuit Current (Isc/A)	13.69	11.04	13.78	11.11	13.86	11.17	13.94	11.24	14.02	11.30
Module Efficiency [%]	20.22		20.48		20.73		21.00		21.25	

STC: Irradiance 1000W/m<sup>2</sup>, Spectra at AM1.5, Module Temperature 25 °C. Power output tolerance: 0~+5W, Test uncertainty for Pmax: ±3%  
 NMOT: Irradiance 800W/m<sup>2</sup>, Spectra at AM1.5, Ambient Temperature 20 °C, Wind speed 1m/s

## REAR SIDE POWER GAIN(REFERENCE TO 410W FRONT)

Pmax gain	5%	10%	15%	20%	25%
Pmax/W	431	451	472	492	513
Vmpp/V	31.43	31.43	31.43	31.43	31.43
Impp/A	13.70	14.36	15.01	15.66	16.31
Voc/V	37.50	37.50	37.50	37.50	37.50
Isc/A	14.65	15.35	16.04	16.74	17.44

## MECHANICAL CHARACTERISTICS

Cell Type	Monocrystalline Silicon (10Busbar)
No. of Cells	108pcs in series (6*18)
Module Dimensions	1722*1134*30mm (67.80*44.65*1.18inches)
Weight	25.5kg (56.22lbs)
Front Glass	2.0mm AR Coating Semi-tempered Glass
Back Glass	2.0mm Glazed Semi-tempered Glass
Frame	Anodized Aluminium Alloy
Junction Box	IP68, 3 Bypass Diodes
Output Cables	4mm <sup>2</sup> (IEC), 12AWG (UL) 300mm in Length or Customized Length
Connectors	T01/LJQ-3-CSY/MC4/MC4-EV02

## APPLICATION CONDITIONS

Maximum System Voltage	1500V/DC
Operating Temperature	-40° C~+85° C
Maximum Series Fuse	30A
Safety Protection Class	Class II
Mechanical Load	Front side 5400Pa Back side 2400Pa
Refer. Bifaciality Factor	70%±5%

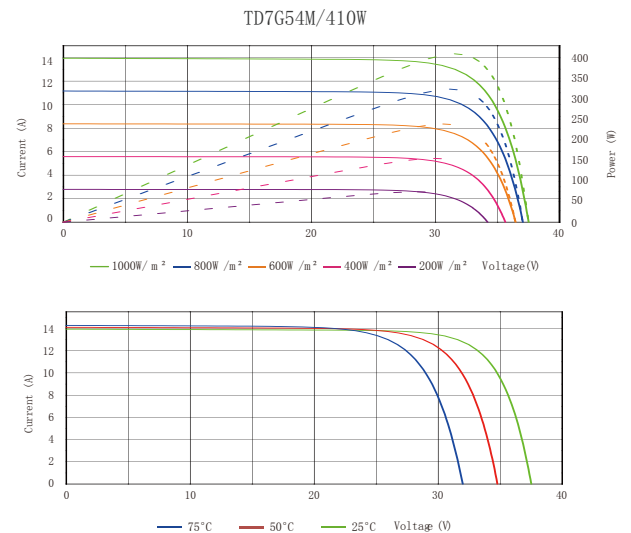
## TEMPERATURE CHARACTERISTICS

Temperature Coefficient of Pmax	-0.35%/° C
Temperature Coefficient of Voc	-0.26%/° C
Temperature Coefficient of Isc	+0.048%/° C
Nominal Module Operating Temperature(NMOT)	43±2° C

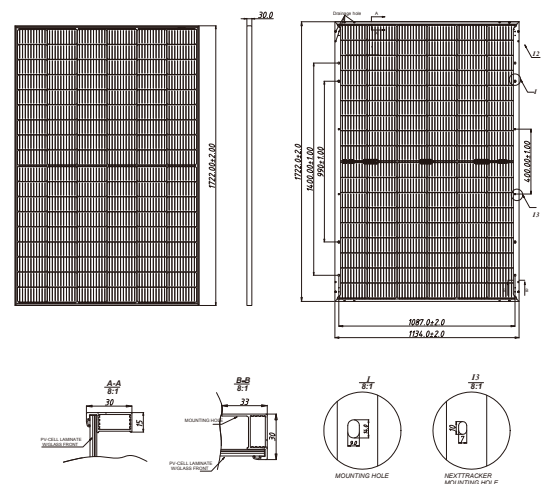
## PACKING CONFIGURATION

Pieces Per Pallet	36	36 (USA)
Pieces Per Container(40'HQ)	936	720

## I-V CURVE



## TECHNICAL DRAWINGS



The specification and key features described in this datasheet may deviate slightly and are not guaranteed. Due to ongoing innovation, R&D enhancement, Suzhou Talesun Solar Technologies Co., Ltd. reserves the right to make any adjustment to the information described herein at any time without notice. Please always obtain the most recent version of the datasheet which shall be duly incorporated into the binding contract made by the parties governing all transactions related to the purchase and sale of the products described herein.